



Kanopy App

View Streaming Video
10 tickets per month
(Kids content are unlimited borrows)



Set-up the App

Get Kanopy from the App store (iOS) Play store (Android) or Appstore (Kindle Fire)

1. Tap the App Store

or

1. Tap the Play Store

or

1. Tap the Appstore

2. Search for Kanopy

3. Get then Install

4. Tap Open

Sign up for an account

5. Tap Get Started

6. Tap Find Library

7. Tap Grace A Dow Memorial Library

8. Tap Select the Library for Grace A Dow Memorial Library

If you don't have a library card yet, come into the Library to get one.

9. Type library card number and PIN (Usually the last 4 numbers of your phone) then tap Next

10. Enter your name, an email address and choose a password then tap Sign Up

11. Go to your email service and Verify your account

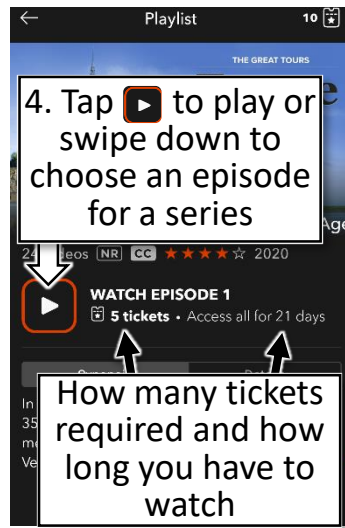
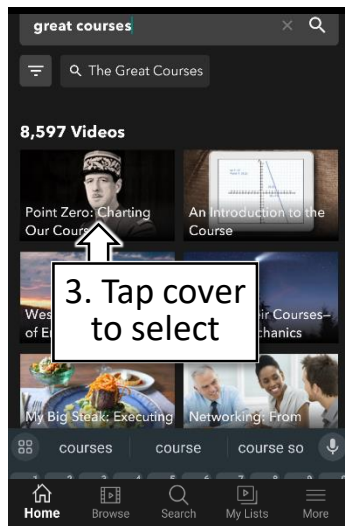
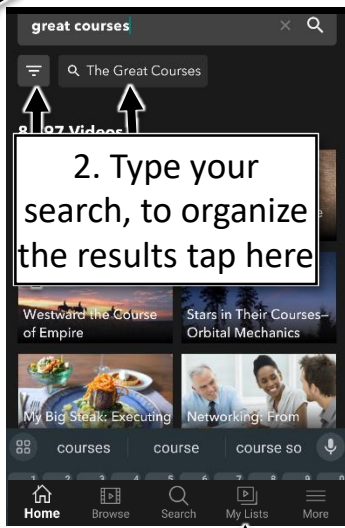
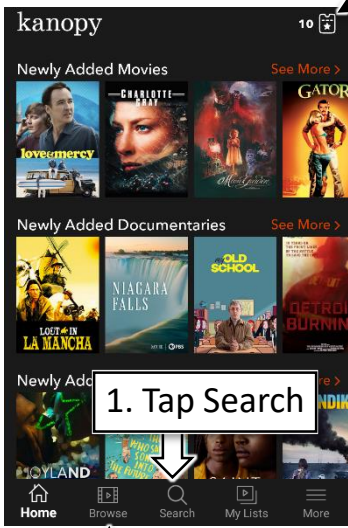
Verify your email



Find, borrow, and enjoy an item:

Find a Title

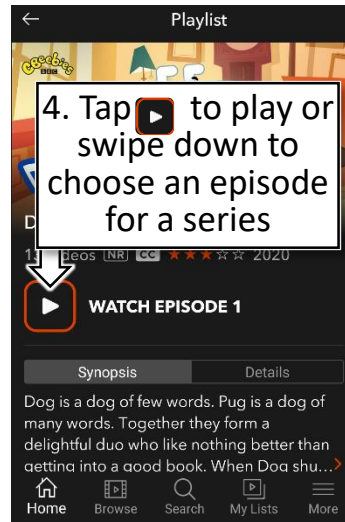
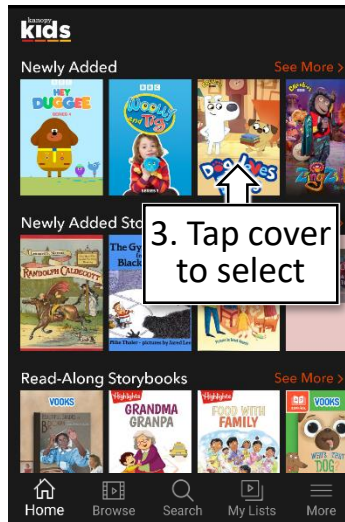
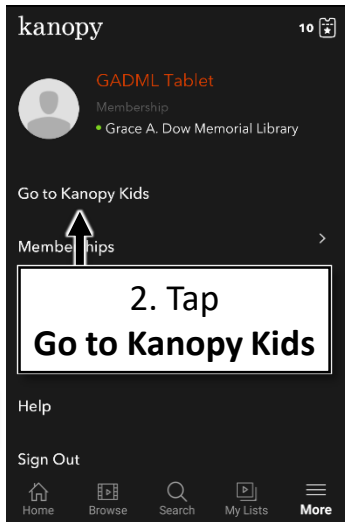
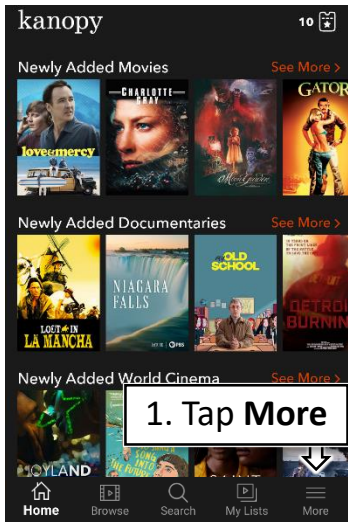
How many tickets you have left this month



Or tap **Browse** to scan lists

Find your borrowed items in **My Lists**

Find Videos for Kids



To Exit Kanopy Kids: Tap **More** at the bottom then tap **Exit Kanopy Kids**

Play Kanopy on your TV:

Add the Kanopy channel to Roku, Amazon Fire TV, Apple TV, or other streaming device. To activate in the Kanopy mobile app, go to *More > Link Your Device* and enter the code displayed on your TV.

