

beanstack Website/Computer Signup and Joining a Challenge

2. Click "I am registering myself."

3. Fill in information for yourself.

1. Visit gadml.beanstack.org in your browser.
Returning users click "Sign In."
New users: Click "Register an Individual or Family."

4. You will get a message confirming that you are registered for the Adult Summer Reading Challenge.


5. If you have another adult to add, click "Yes" and fill in their information. Otherwise, click "No."

6. If you have a child to register, click "Yes" and fill in their information. If not, click "No."
Once you have all of your readers registered, you'll be ready to start logging reading days and books!

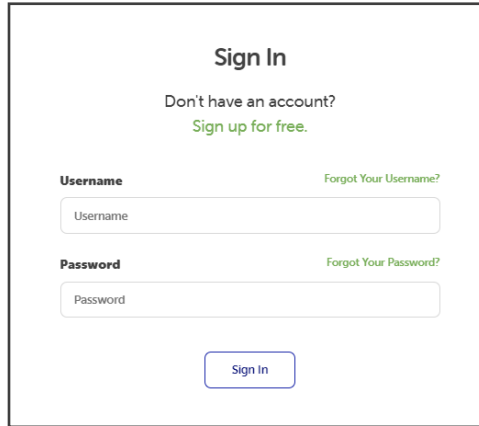
Questions? Please contact the library at 989-837-3430 or by email at askgadml@gmail.com.



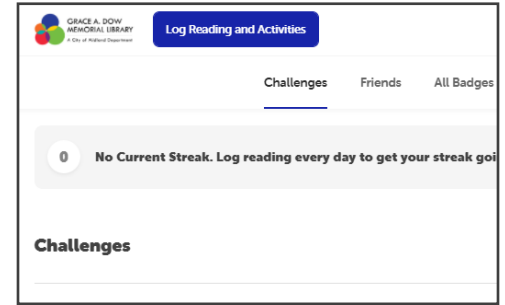
beanstack Website/Computer Logging



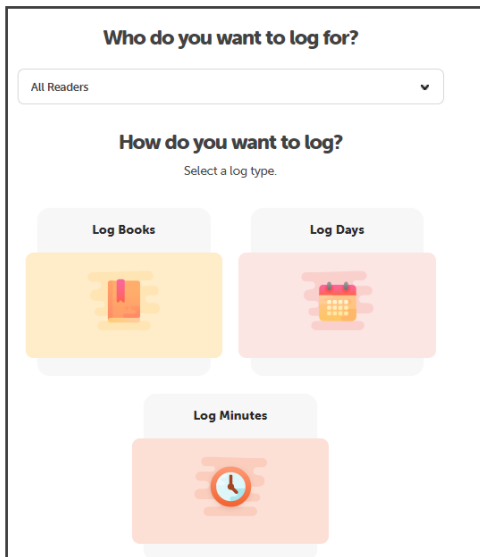
1. Visit gadml.beanstack.org in your browser. Click “Sign In” in the upper right corner.



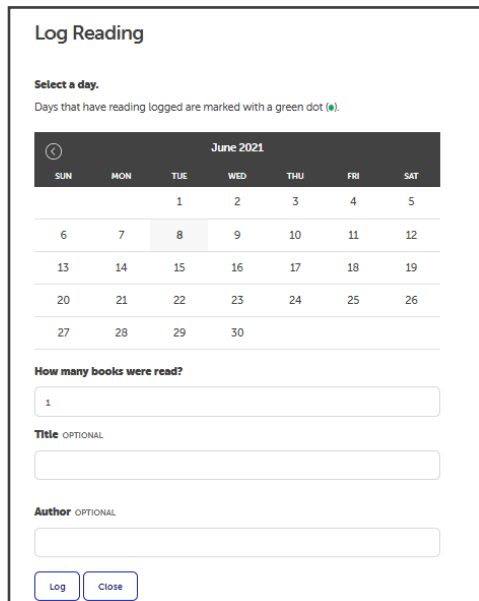
2. Sign in with your username and password.



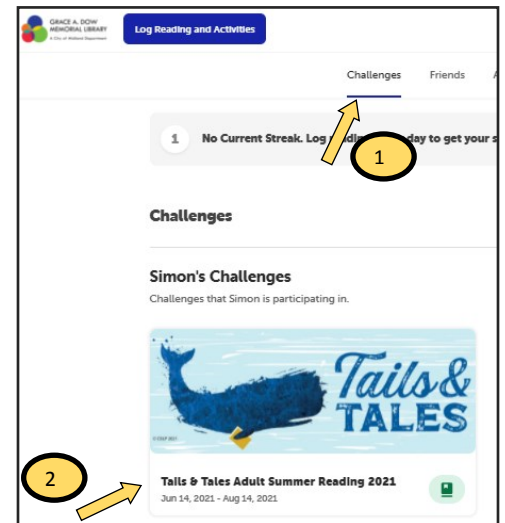
3. Click the blue “Log Reading and Activities” button in the upper left corner.



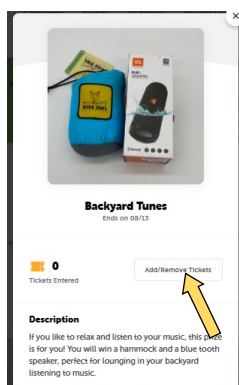
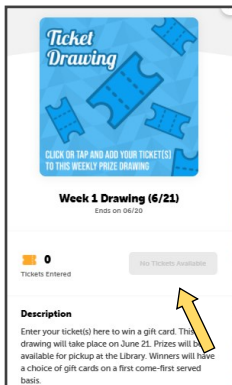
4. In the dropdown menu, select the reader for whom you want to log reading or days. Adult participants should click “Log Books.” Juvenile and teen participants should click “Log Days.”



5. Log Books or Days by choosing the day you finished your book (s), how many books you finished, and (optionally) their titles/authors. Click “Log” to log the reader’s books or days. Click “Close” to close the logging screen.



6. To use the tickets you earn, click “Challenges,” then click the challenge you are participating in. On the next screen, click “Ticket Drawings” — then click the drawing you want to enter.



7. If you have available tickets, click the “Add/Remove tickets” button and allocate the number you want to enter into this drawing.

Questions? Please contact the library at 989-837-3430 or by email at askgadml@gmail.com.

